

# A Chain of Survival



Call fire department;  
Announce fire/alert others;  
Make sure everyone is safe.



Defend  
in place



Fire/smoke  
alarm sounds



Suppression  
system  
activates



Sprinkler  
system  
activates



Fire  
department  
responds

The illustrated chain of survival demonstrates in a fire scenario how safety-to-life does not depend on any single safeguard. All emergency systems must work together within a balanced fire protection plan. FEMA, The Life Safety Group is dedicated to promoting this important educational message to save lives and protect property.

## FEMA | the life safety group

*Saving Lives, Protecting Property*

## Fire Equipment Manufacturers' Association, Inc.

1300 Sumner Avenue  
Cleveland, OH 44115-2851  
tel: 216-241-7333  
fax: 216-241-0105  
www.femalifesafety.org  
fema@taol.com

2007 © Fire Equipment Manufacturers' Association

*Balanced Fire Protection  
to Promote Life Safety*

A Closer Look:

## Portable Fire Extinguishers



## FEMA | the life safety group

*Saving Lives, Protecting Property*

## Fire Equipment Manufacturers' Association, Inc.





## Portable Fire Extinguishers



A Portable Fire Extinguisher is a critical component of a Balanced Fire Protection Plan

Fire safety advocates continue to promote the benefits of portable fire extinguishers as part of a complete and balanced approach to fire protection. The reason portable fire extinguishers remain at the forefront is because they are your first defense against small fires once the fire department has been called and everyone is safe. Consider this: 94 percent of the time a portable fire extinguisher is used, it puts out the fire—typically within the initial two minutes.

### The benefits of Portable Fire Extinguishers:

-  **Portable fire extinguishers are effective.** Statistics show that when a fire is extinguished at the early stage with a portable fire extinguisher, deaths, injuries, and property damage are significantly minimized.
-  **Portable fire extinguishers are cost effective.** In commercial occupancies, the current cost for portable fire extinguishers is less than one cent per square foot.
-  **Portable fire extinguishers operate quickly.** Since it can take as few as 15 seconds for a 5lb. fire extinguisher to discharge, the short discharge time allows the user to decide if the fire is out or if they must evacuate the building.
-  **Portable fire extinguishers are safe to use.** When used properly on small, contained fires, fire extinguishers are safe to use. In fact, people are more likely to injure themselves using makeshift methods. Fire extinguishers should always be inspected and maintained by competent fire equipment service personnel.

### Fire protection and safety hinge on the first few minutes

A fire can consume a property in minutes. That is why those first critical seconds can be the difference between a single flame and a tragedy. Ninety-three percent of deaths and 95 percent of property damage occurs once the fire has progressed beyond the early stage. More fires can be stopped early if the public is educated about the importance of portable fire extinguishers and how they can stop fires from consuming property and taking lives

*Remember: 94 percent of the time a portable fire extinguisher is used, it puts out the fire—typically within the initial two minutes.*

### Consider these facts:

When fires are extinguished in the early stages:

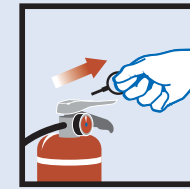
**Loss of life is minimal.** 93 percent of all fire-related deaths occur once the fire has progressed beyond the early stages.\*

**Direct property damage is minimal.** 95 percent of all direct property damage occurs once the fire has progressed beyond the early stages.\*

## How To Use a Fire Extinguisher Remember the Simple Word PASS

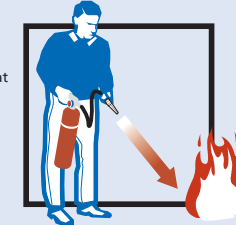
### PULL

Pull the pin.



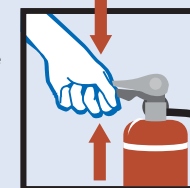
### AIM

Aim the nozzle or hose at the base of the fire from the recommended safe distance.



### SQUEEZE

Squeeze the operating lever to discharge the fire extinguishing agent.



### SWEEP

Starting at the recommended distance, Sweep the nozzle or hose from side to side until the fire is out. Move forward or around the fire area as the fire diminishes. Watch the area in case of re-ignition.



Visit the following educational and training websites:

[www.fireextinguisher.com](http://www.fireextinguisher.com)

[www.firesystemstraining.org](http://www.firesystemstraining.org)

[www.rackhosestraining.com](http://www.rackhosestraining.com)

\* Source: 1991-1995 National Fire Incident Reporting System (NFIRS), National Fire Protection Association (NFPA).